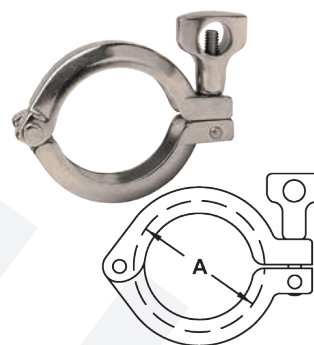


Pipe Size Clamps

Schedule 5S and 10S Single Pin Heavy Duty - 13MHHV

Pipe Size	Service Pressure PSI Rating @ 70°F (21°C) ¹	Dimension A	304 Stainless Steel Part #
1"	500	2.122"	13MHHV100
1½"	450	2.654"	13MHHV150
2"	400	3.185"	13MHHV200
2½"	350	3.717"	13MHHV250
3"	250	4.263"	13MHHV300
4"	150	5.263"	13MHHV400
6"	100	7.500"	13MHHV600




Sanitary
Fittings

¹ wing nut tightened to 25 in. lbs. of torque

Bolted - 13MHPV400

Pipe Size	Service Pressure PSI Rating @ 70°F (21°C) ¹	Dimension A	304 Stainless Steel Part #
4"	400	5.187"	13MHPV400



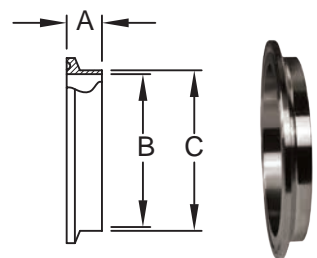
¹ nut tightened to 20 ft. lbs. of torque

• For additional information on pipe dimensions please reference dixonvalve.com.

Pipe Size Ferrules

Schedule 5S Short Weld - 14WMV

Pipe Size	Dimensions			316L Stainless Steel Part #
	A	B	C	
1"	.500"	1.185"	1.315"	14WMV-R100
1½"	.500"	1.770"	1.900"	14WMV-R150
2"	.500"	2.245"	2.375"	14WMV-R200
2½"	.500"	2.709"	2.875"	14WMV-R250
3"	.500"	3.334"	3.500"	14WMV-R300
4"	.625"	4.334"	4.500"	14WMV-R400
6"	.875"	6.407"	6.625"	14WMV-R600

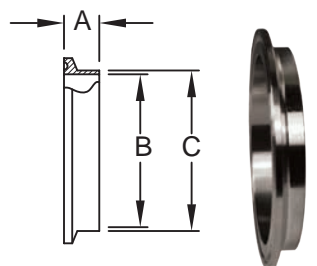


3

J

Schedule 10S Short Weld - 14WMX

Pipe Size	Dimensions			316L Stainless Steel Part #
	A	B	C	
1"	.500"	1.097"	1.315"	14WMX-R100
1½"	.500"	1.682"	1.900"	14WMX-R150
2"	.500"	2.157"	2.375"	14WMX-R200
2½"	.500"	2.635"	2.875"	14WMX-R250
3"	.500"	3.260"	3.500"	14WMX-R300
4"	.625"	4.260"	4.500"	14WMX-R400
6"	.875"	6.350"	6.625"	14WMX-R600



3

• For additional information on pipe dimensions please reference dixonvalve.com.